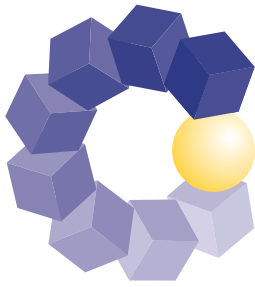


COMPAMED



Member of  MEDICAlliance

HIGH-TECH SOLUTIONS
FOR MEDICAL TECHNOLOGY

12 – 15 NOVEMBER 2018
DÜSSELDORF | GERMANY

GENERAL INFORMATION

	Established	1991
	Organiser	Messe Düsseldorf GmbH
	Project management	Christian Bigge
	Contact	Christian Bigge, BiggeC@messe-duesseldorf.de Phone: +49 211 4560 573
	Staging cycle	Annual
	Venue	Exhibition Centre and Congress Center Düsseldorf, Germany
	Co-located exhibition	MEDICA
	Website	www.compamed-tradefair.com

VISITOR TARGET GROUPS

- Design engineers
- Engineers and technicians for R&D and production departments
- Heads of research and development departments
- Medical-technology exhibitors from the MEDICA
- Packaging specialists
- Process engineers
- Production managers
- Qualification and validation specialists
- Quality assurance/quality control managers
- Technical procurement managers



MAIN PRODUCT CATEGORIES

Manufacturing of components
 Manufacturing of finished products
 Services
 Manufacturing equipment
 Components, modules, OEM equipment
 Electrical components, electronical components
 Microtechnology
 Raw materials, materials, adhesives
 Software, IT

STATISTICS

	2015	2016	2017
Total exhibitors	773	774	783
Domestic	255	255	243
Foreign	518	519	540
Countries	37	37	37

	2015	2016	2017
Total net exhibition area (m²)	12,966	13,031	13,149

	2015	2016	2017
Total visitors	18,800	19,000	20,000

For further information, visit: www.compamed-tradefair.com

MEDICAlliance

Economic data for Germany

FUTURE PROSPECTS FOR "MEDICAL TECHNOLOGY"

According to the industry association SPECTARIS e.V., the German medical-technology industry is drawing a positive balance for 2017, even if sales are slightly below expectations. Last year, total sales amounted to EUR 29.93 billion, an increase of 2.5 per cent in comparison with 2016. For 2018, SPECTARIS expects an increase of 4 per cent to a total turnover of more than EUR 30 billion for the first time. The medical-technology sector thus remains an important growth driver for the German economy and makes a significant contribution to achieving Germany's economic-policy goals.

Sources: GTAI, Branchen kompakt: Medizintechnik (Medical Technology)
SPECTARIS, press release from 18 May 2018
Further information: www.zvei.de | www.spectaris.de | www.bvmed.de



OUTLINE DATA



Number of inhabitants (million) **82.7** (2017)



Population increase (% p.a.) **-0.2** (2017)



Average life expectancy at birth (years) **80.5** (2014)



Proportion of health expenditure to GDP (%) **11.3** (2015)



Doctors / 100,000 inhabitants **413** (2015)



Hospital beds / 100,000 inhabitants **611** (2015)

Source: Statistisches Bundesamt

MARKET DATA FOR "MEDICAL TECHNOLOGY"

in € millions (2017)

Market volume

29,930

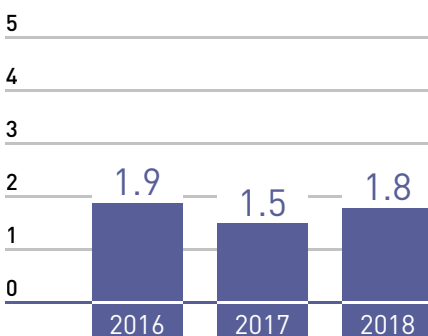
Export

19,080

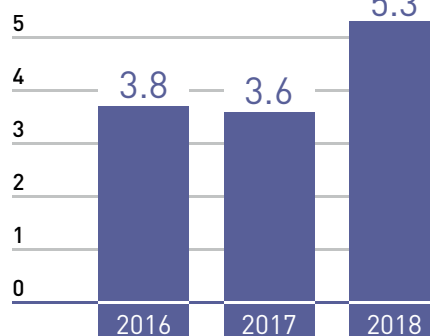
KEY ECONOMIC DATA 2016 to 2018*

Real change in % in comparison with previous year | *2017 and 2018: Forecast | Source: Germany Trade & Invest, www.gtai.com

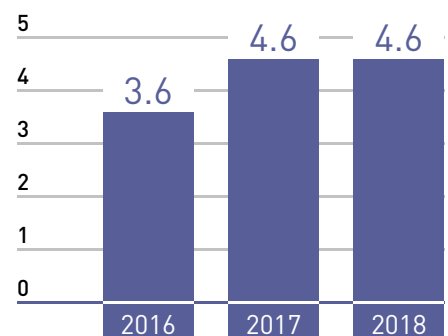
GDP



Gross capital investment



Export (only goods)



MEDICAlliance

Messe Düsseldorf GmbH
Postfach 10 10 06 _ 40001 Düsseldorf _ Germany
Tel. +49 211 4560-01 _ Fax +49 211 4560-668
www.messe-duesseldorf.de



**Messe
Düsseldorf**